



Note: Histogram, Vector Scope and Waveform cannot be displayed at the same time.

JVC's DT-V17G2 is a versatile LCD production monitor designed for field, studio and broadcast image evaluation. Its IPS panel and wide gamma range make it ideal for a variety of image evaluation applications.

Highlights

High Picture Quality

The DT-V17G2 reproduces highly accurate colors in native 1920 x 1080 resolution. The two most critical factors, gamma and black reproduction, have been improved to meet the demands of production studios and broadcast networks.

- **High 1500:1 Contrast Ratio IPS (In-Plane Switching) Panel:** The monitor is equipped with an In-Plane Switching (IPS) panel, which surpasses the EBU Class 2 requirements in terms of color space, gamma and gradation. It also offers a contrast ratio of 1500:1, wide gamut, and wide viewing angles of 178°/178°.
- **Analog-based Picture-quality Evaluation Technology plus Contour Enhancer Technology** to help eliminate digital aliasing to make pictures look more natural.
- **Optimized I-P conversion** maintains sharp and clear images.
- **Gamma and White Balance adjustments** are set before leaving the factory to maintain quality control for all models.
- Accurate color reproduction: **Individual Matrix Parameters** assigned for HD and SD input signals plus EBU100% equivalent color spectrum.

Connectivities


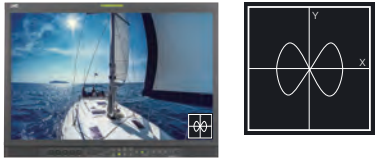
- **3G-SDI & Dual Link:** 1080p uncompressed digital video data transmitted at a maximum rate of 60 frames/sec. at 3 GB/sec. can be input with two HD-SDI inputs. It is also compatible with Dual Link.

3G-SDI Input Format

3G A-1	Level A mapping structure 1
3G A-2	Level A mapping structure 2
3G A-3	Level A mapping structure 3
3G A-4	Level A mapping structure 4
3G B-DS1	Level B data stream 1
3G B-DS2	Level B data stream 2
3G B-DUAL	Level B DUAL LINK

Refer to the rear page for a list of connectors and compatible video signal formats.

Assist Functions for Professionals

- **Histogram [NEW]:** Displays the number of pixels on the vertical axis, and brightness of the video on the horizontal axis.
 
- **Lissajous Meter [NEW]:** Displays coherence between two audio channels, which useful in showing the stereo field of a signal and possible phase issues.
 
- **Waveform:** Displays images by detecting brightness signal from video, component and SDI signals. Confirmation of individual color signal level for R/G/B, Y/Pb/Pr, and Y/Cb/Cr. At-a-glance peak brightness with Over-level function.
- **Vector Scope:** Simple checking of hue and saturation of video signal can be detected and displayed. Work with video, component, SDI (SD/HD) input signals.
- **Audio Level Meter:** Allows checking the status of HD-SDI embedded audio up to 16 ch inputs by displaying the channel number, reference and over levels, and peak hold.
- **Array of Markers and Indicators:** Area markers, aspect ratios, safety markers, and aspect switching, as well as screen check function, and two tally (R and G) lamps.
- Equipped with **4 Gamma Preset Modes**
- Assign customized function to F1 and F2 buttons with **Convenient Function Keys**

DT-V G Series

17" Multi-Format LCD Monitor



- Built-in Histogram, Waveform, Vector Scope, Zebra
- Built-in Audio Level Meter up to 16ch/Lissajous Meter
- Enable to preset 3 picture settings such as Gamut or Gamma
- IMD (in monitor display)

Other features

- Color Temperature settings (9,300K, 6,500K, 5,600K or User mode)
- IP modes: Normal, Cinema (24p)
- Pixel-by-pixel (1:1) display
- Time code display (SDI) • Built-in stereo speaker
- Tilttable stand with 2-way installation capability
- Carrying Handle • AC/DC operation

Front Panel Controls



Input format

No.	Signal name	Input Terminal				
		Video	COMP.	3G/HD/SD SDI (IN1, IN2)	DUAL LINK	HDMI
1	NTSC	✓	—	—	—	—
2	NTSC 4.43	✓	—	—	—	—
3	PAL-M	✓	—	—	—	—
4	PAL60	✓	—	—	—	—
5	PAL	✓	—	—	—	—
6	PAL-N	✓	—	—	—	—
7	SECAM	✓	—	—	—	—
8	B/W50	✓	—	—	—	—
9	B/W60	✓	—	—	—	—
10	480/60i	—	✓	—	—	✓
11	480/59.94i	—	✓	—	—	✓
12	576/50i	—	✓	—	—	✓
13	480/60p	—	✓	—	—	✓
14	480/59.94p	—	✓	—	—	✓
15	576/50p	—	✓	—	—	✓
16	640x480/60p	—	✓	—	—	✓
17	640x480/59.94p	—	✓	—	—	✓
18	720/60p	—	✓	✓	—	✓
19	720/59.94p	—	✓	✓	—	✓
20	720/50p	—	✓	✓	—	✓
21	720/30p	—	✓	✓	—	✓
22	720/29.97p	—	✓	✓	—	✓
23	720/25p	—	✓	✓	—	✓
24	720/24p	—	✓	✓	—	✓
25	720/23.98p	—	✓	✓	—	✓
26	1080/60i	—	✓	✓	✓	✓
27	1080/59.94i	—	✓	✓	✓	✓
28	1035/60i	—	✓	✓	—	✓
29	1035/59.94i	—	✓	✓	—	✓
30	1080/50i	—	✓	✓	✓	✓
31	1080/60p	—	✓	✓	✓	✓
32	1080/59.94p	—	✓	✓	✓	✓
33	1080/50p	—	✓	✓	✓	✓
34	1080/30p	—	✓	✓	✓	✓
35	1080/29.97p	—	✓	✓	✓	✓
36	1080/25p	—	✓	✓	✓	✓
37	1080/24p	—	✓	✓	✓	✓
38	1080/23.98p	—	✓	✓	✓	✓
39	1080/30Psf	—	✓	✓	✓	✓
40	1080/29.97Psf	—	✓	✓	✓	✓
41	1080/25Psf	—	✓	✓	✓	✓
42	1080/24Psf	—	✓	✓	✓	✓
43	1080/23.98Psf	—	✓	✓	✓	✓

Note: PC signals are compatible with major formats. The monitor is capable of displaying 2048 x 1080/24p (DCI 2K) signal.
 *Status information will appear as interlace signal.

Rear terminals



DC Input

- Assign favorite items to Convenient Function Keys
- Full HD resolution: 1920 x 1080 pixels
- IPS panel
- Supports the EIA/CEA-708 and EIA/CEA-608 SDI closed captioning standards (only North America model)

Specifications

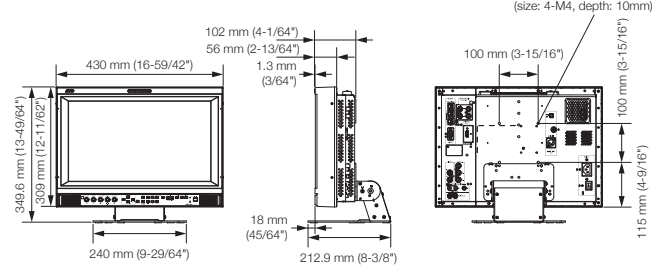
Model	DT-V17G2	
Type	Multi-format LCD monitor	
Screen Size	17 inches, measured diagonally (Visible: 16.5 inches/42cm)	
Aspect Ratio	16:9	
LCD Panel	17" diagonal, active matrix TFT	
Effective Screen Size (W x H)	365.8 x 205.7 mm (14-7/16" x 8-1/8")	
Pixels	1920 x 1080	
Display Colors	16.77 million	
Viewing Angle	Horizontal / Vertical	
Brightness (typ.)	300 cd/m ²	
Contrast Ratio (typ.)	1500:1	
Applicable Standard	3G SDI: SMPTE424M/SMPTE425M; DUAL LINK HD SDI: SMPTE372M; HD SDI: BTA S-004C, SMPTE292M, SD SDI: ITU-R BT.656: 525/625, SMPTE295M: 525; EMBEDDED AUDIO: SMPTE295M, SMPTE272M	
Audio Output	Internal: 1.0 W + 1.0 W (L/R)	
Environmental Conditions	Operating temperature	5°C to 35°C (41°F to 95°F)
	Operating humidity	20% to 80% (non condensing)
	Storage temperature	-20°C to 60°C
Energy Efficiency Class	D	
Power Requirements	AC: 120 V/220 V ~ 240 V, 50/60 Hz; DC: 12 V ~ 17 V	
Rated Current	North America	0.47 A
	Europe	0.30 A
	DC	5.0 A
Power Consumption	On-mode: 29 W; Stand-by mode: 0.3 W; Annual Energy Consumption: 43 kWh/year*	
Dimensions (WxHxD) excluding protrusions	With stand	430 x 349.6 x 212.9 mm (16-15/16" x 13-13/16" x 8-7/16")
	Without stand	430 x 309 x 102 mm (16-15/16" x 12-3/16" x 4-1/16")
Weight	With stand	8.2 kg (18.1 lbs)
	Without stand	5.8 kg (12.8 lbs)
Provided Accessories	AC power cord x 1, BAC power cord x 2 (only for Europe), power cord holder x 1, screw x 2 (for power cord holder), instruction manual x 1, core filter x 1 (only for N. America), CD-ROM (instructions PDF file) x 1 (only for Europe)	

*Energy consumption 43 kWh per year, based on the power consumption of the television operating 4 hours per day for 365 days. The actual energy consumption will depend on how the television is used.

Input/output connectors

Video	3G/HD/SD/SDI (Out 2: SWITCHED OUT)	Digital signal input (compatible with EMBEDDED AUDIO signals): 1 line switched out, BNC connector x 1
	3G/HD/SD SDI (OUT 1)	Digital signal input (compatible with EMBEDDED AUDIO signals): 1 line, BNC connector x 1
	3G/HD/SD SDI (IN 1) 3G/HD/SD SDI (IN 2)	Digital signal input (compatible with EMBEDDED AUDIO/DUAL LINK signals): Auto detection, 2 lines BNC connector x 2
	Component (Y, PB/B-Y, PR/R-Y)	IN: 1 Line, BNC connector x 3 Y: 1 V (p-p), 75 ohms (with sync) PB/B-Y, PR/R-Y: 0.7 V (p-p), 75 ohms
HDMI		IN: x1 (Compatible with HDCP)
	VIDEO	Composite video signal input/output: 1 line, BNC x 2, 1 V (p-p), 75 ohms (IN and OUT are connected with a bridge connection. Auto termination)
Audio	AUDIO ASSIGN (IN 1) AUDIO ASSIGN (IN 2)	Analog audio signal input: 2 lines, RCA connector x 2, 35 mm diam. stereo mini jack x 1, 500 mV (rms), high impedance
	AUDIO ASSIGN (MONITOR OUT)	Analog audio signal output: 1 line, RCA x 2, 500 mV (rms)
External Control	MAKE/TRIGGER	RJ-45 (8-pin)
	RS-485	RJ-45 x 2 (IN/OUT, 8-pin)
	RS-232C	D-sub (9-pin)

External dimensions Unit: mm (inches)



E.E. & O.E. Design and specifications subject to change without notice.
 All TV screen pictures are simulated. HDMI, the HDMI logo, and High-Definition Multimedia Interface are trademarks or registered trademarks of HDMI Licensing LLC in the United States and other countries. HDCP stands for High-bandwidth Digital Content Protection, a copy protection technology of high reliability licensed by Digital Content Protection, LLC. All brand or product names may be trademarks and/or registered trademarks of their respective owners. Any rights not expressly granted herein are reserved.
 Copyright © 2017, JVCKENWOOD Corporation. All Rights Reserved.

JVCKENWOOD

DISTRIBUTED BY